

Writing stories inspired by your own experiences can be a lot of fun. Here are some tips from Jennifer L. Holm and Matthew Holm, the co-creators of *SUNNY SIDE UP*, on how to craft your own story.




Photo credit: Todd Ruffalovic



Photo credit: Studio St. James

SETTING

Sunny goes to visit Gramps in Florida at Pine Palms on pages 12-13 and finds the retirement community very different from Pennsylvania. Where would you want your setting to be? How would you describe it so that readers would get a sense of place?



PERSONALITY


Buzz's passion for comics helps to define his personality. What are some elements that would help define your personality? Is there an activity you love? A book? A television series?



scholastic.com/sunnysideup


CHARACTERS

The scene on Page 33 with Sunny's grandpa and his friends was inspired by our grandfather and the people he knew in his retirement community. Are there people in your life who would inspire characters in your own writing?




CONFLICT

Sunny is having a hard time in this book dealing with her older brother. Do you have conflicts in your life that leave you wondering about what to do? Sometimes writing it on the page can help you to sort it out.



DETAILS

On page 93, Sunny is dazzled by all the food choices at the restaurant. This was inspired by a cafeteria-restaurant from our childhood. What are some details in your life that would give color to the story? Favorite foods? Music? Clothes?



Have fun sharing your own story!



scholastic.com/sunnysideup